

# SMART SHOT ALPHA



*User-Friendly Operation*



*Illuminated Syringe*



*GUI w/ Touchscreen  
(Graphical User Interface)*

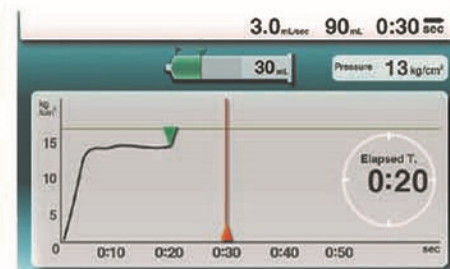
**CT** Contrast Medium Injector System

**Friendly Design**  
Easy to learn  
Less training

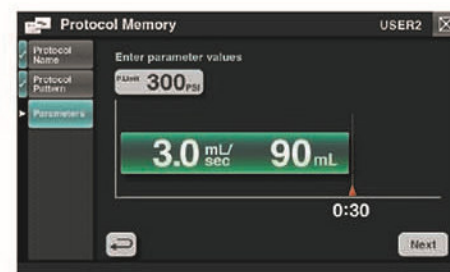


**Touchscreen/Color LCD**  
Easy to understand result  
Easy protocol entry


**Simple Operation**  
Improves Throughput  
Minimizes Errors



**REAL TIME PRESSURE**



**PROTOCOL MEMORY**



**SIMPLE INTERFACE**

CONSOLE	
Flow Rate	0.1~10 ml/sec, Resolution: 0.1mL/sec
Volume	1~200mL, Resolution:1mL
Pressure Limit	10~300psi, Resolution:10psi
Rise Time	OFF: 0.5 sec fixed ON: 2 sec. fixed
Scan Time	0~300sec, Resolution:1sec

POWERHEAD	
Jog Operation	0.7 ml/sec
Forward/Reverse	1.5 ml/sec 8.0 ml/sec
Air Check	YES
Injection Start/Abort/Hold	YES
Syringe Adapter	100/200 mL

- OPTIONAL FEATURES**
- Scanner Interface (NCOM, BASIC)
  - Extravasation Detection System
  - Body Weight Protocol
  - Pediatric Mode

CATALOG  
SSA0211EU Smart Shot alpha Pedestal  
SSA0212EU Smart Shot alpha Ceiling

Distributed by: **Medicor** Europe AG  
[www.medicor-international.com](http://www.medicor-international.com)

The specifications of this pamphlet are as of Oct 2013  
©Nemoto Kyorindo Co., Ltd. 2013 All rights reserved.  
**Nemoto** 2-27-20 Hongo, Bunkyo-ku,  
Tokyo, Japan 113-0033

\*Optional features may not be released in all regions